

Kawasaki
Let the good times roll.™

PRODUCT GUIDE 2004





ON.

SPEED.

MOTORCYCLES

CRUISER	4
SPORTBIKE	10
STREET	14
LAW ENFORCEMENT	16
DUAL PURPOSE	17
MOTOCROSS	18
OFF-ROAD	21

ALL TERRAIN VEHICLES

SPORT	24
SPORT/UTILITY	27

UTILITY VEHICLES

MULE™	30
-------------	----

WATERCRAFT

JET SKI®	32
----------------	----

INFORMATION

GOOD TIMES™ OWNERS CLUB	35
ACCESSORIES	36
TEAM GREEN™	38

KAWASAKI: THE LEADING EDGE.



VULCAN 2000

2004 CRUISER.




Heart-throbbing power covered in real-world comfort. Advanced technology wrapped in bold styling. For 2004, you get it all with Kawasaki's leading-edge Vulcan® cruisers. Kawasaki bursts the displacement envelope with the outrageous Vulcan 2000 – the world's biggest V-twin powerplant ever in a production motorcycle. That is 2,053cc or a massive 125 cubic inches. The single-pin crank 52-degree V-Twin OHV engine is a torque monster. Or the new, more powerful Vulcan Mean Streak® – the performance cruiser with sportbike refinement. With Kawasaki, cruising has never been so good.



VULCAN® 2000

- At 2,053cc (125 cu. in.) – the world's largest production V-Twin with 141 ft-lbs of torque
- Liquid-cooled pushrod 4-valve 52-degree V-Twin
- Digital Fuel Injection with 46mm throttle bodies
- Single-pin crank with dual primary balancers
- Double-cradle, high-tensile steel frame
- Automatic hydraulic valve lash adjusters
- 5-speed gearbox with Positive Neutral Finder
- Hardtail look with adjustable single-shock
- Efficient and reliable belt drive system
- Low, under 27-inch seat height
- Contemporary 16-inch cast alloy wheels
- 5.6-gallon fuel tank
- Huge 200mm wide rear tire
- Front and rear disc brakes
- Modern triple projector-lens headlight

Available Colors




- | | |
|---|----------------------------|
|  | Pearl Glacial Blue |
|  | Metallic Dark Purple Prism |
|  | Metallic Majestic Red |



VULCAN® 1600 CLASSIC

- Liquid-cooled SOHC 1,552cc V-Twin
- Digital Fuel Injection with 36mm throttle bodies
- Gear-driven balancer
- Dual plug TCBI ignition with digital advance
- Automatic hydraulic valve lash adjusters
- 5-speed gearbox with Positive Neutral Finder
- Easy to maintain shaft drive system
- Low 27.4-inch seat height
- Classic styled 16-inch cast-alloy wheels
- 5.3-gallon fuel tank with inset speedometer
- On-position key removal
- Front and rear disc brakes
- Low frame and long wheelbase
- Slash-cut mufflers
- Classic style and finish

Available Colors

- | | |
|---|-----------------------|
|  | Pearl Mystic Black |
|  | Metallic Majestic Red |
|  | Pearl Crystal White |



VULCAN® 1600 MEAN STREAK®

- Larger-displacement, performance-tuned, liquid-cooled SOHC 1,552cc V-Twin
- Massive 94.3 ft-lbs of torque
- Digital Fuel Injection with dual 40mm throttle bodies
- Large valves with modified timing and lift
- 5-speed gearbox with Positive Neutral Finder
- Gear-driven balancer
- Easy to maintain shaft drive system
- 43mm inverted cartridge fork
- Dual front disc brakes with 6-piston calipers
- Low-slung chassis
- Stretched teardrop flangeless 4.5-gallon fuel tank
- 130/70 and 170/60 radial tires
- 17-inch three-spoke cast alloy wheels
- Chrome shotgun-style exhaust pipes
- On-position key removal

Available Colors



Metallic Spark Black



Candy Thunder Blue



Candy Lime Green



VULCAN 1600 MEAN STREAK



VULCAN® 1500 NOMAD™

- Liquid-cooled SOHC 1,470cc V-Twin
- Massive 84.6 ft-lbs of torque
- Digital Fuel Injection with dual 36mm throttle bodies
- Dual plug TCBI ignition with digital advance
- Gear-driven balancer
- Automatic hydraulic valve lash adjusters
- Easy to maintain shaft drive system
- Adjustable windshield
- 16-inch cast wheels with tubeless tires
- Flangeless 5.0-gallon fuel tank
- Dual front disc brakes, single rear disc brake
- Dual air-assisted rear shocks with 4-way rebound damping
- Lockable hard-case side-opening saddlebags
- V-Twin touring comfort and style

Available Colors



Metallic Dark Bronze



Metallic Nocturne Blue/Metallic Phantom Silver



VULCAN® 1500 CLASSIC

- Liquid-cooled SOHC 1,470cc V-Twin
- Massive 83 ft-lbs of torque
- Single 40mm semi-flat slide carb
- Gear-driven balancer
- Dual plug TCBI ignition with digital advance and K-TRIC
- Automatic hydraulic valve lash adjusters
- 5-speed gearbox with Positive Neutral Finder
- Easy to maintain shaft drive system
- Low 27.6-inch seat height
- Wire spoke 16-inch steel wheels
- 4.2-gallon fuel tank
- 6-inch-wide rear tire
- Front and rear disc brakes
- Tank-mounted speedometer
- Classic style and finish

Available Colors



Ebony/Sunbeam Red



Pearl Boulogne/Pearl Alpine White



VULCAN® 1500 DRIFTER®

- Liquid-cooled SOHC 1,470cc V-Twin
- Massive 84.6 ft-lbs of torque
- Digital Fuel Injection with dual 36mm throttle bodies
- Gear-driven balancer
- Automatic hydraulic valve lash adjusters
- 5-speed gearbox with Positive Neutral Finder
- Easy to maintain shaft drive system
- 16-inch spoke wheels
- Flangeless 5.0-gallon fuel tank
- Tank-mounted electronic speedometer
- Solo seat with accessory two-person seat available
- Deeply valanced front and rear fenders
- Dual air-assisted rear shocks with 4-way rebound damping
- Modern technology with 1940's style

Available Colors



Ebony/Galaxy Silver



VULCAN® 800 DRIFTER®

- Liquid-cooled SOHC 8-valve 805cc V-Twin
- 36mm CV side draft carb with accelerator pump
- TCBI ignition with digital advance and K-TRIC
- 5-speed gearbox with Positive Neutral Finder
- 63.6-inch wheelbase
- Adjustable Bottom-Link UNI-TRAK® rear suspension
- Low 29.9-inch seat height
- Solo seat with accessory two-person seat available
- Deeply valanced front and rear fenders
- Chromed steel rims and spokes
- Self-canceling turn signals
- Front and rear disc brakes
- 4.0-gallon fuel tank with inset speedometer
- Reflector-type headlight
- Modern performance with 1940's style

Available Colors



Ebony/Galaxy Silver



VULCAN® 800 CLASSIC

- Liquid-cooled SOHC 8-valve 805cc V-Twin
- 36mm CV side-draft carb with accelerator pump
- TCBI ignition with digital advance
- Gear-driven balancer
- 5-speed gearbox with Positive Neutral Finder
- 63-inch wheelbase
- Adjustable Bottom-Link UNI-TRAK® rear suspension
- Low 27.8-inch seat height
- 16-inch wheels
- Chromed wire-spoked steel rims
- Front disc brake
- 4.0-gallon fuel tank with inset speedometer
- Classic cruiser styling with hardtail look
- Wide selection of available Fire & Steel™ accessories

Available Colors



Metallic Nocturne Blue



Metallic Canyon Silver



VULCAN® 800

- Liquid-cooled SOHC 8-valve 805cc V-Twin
- 36mm CV side-draft carb with accelerator pump
- TCBI ignition with digital advance
- 5-speed gearbox with Positive Neutral Finder
- Automatic cam chain tensioner
- 64-inch wheelbase
- Adjustable Bottom-Link UNI-TRAK® rear suspension
- Low 28.0-inch plush stepped seat
- Large diameter 21-inch front wheel
- Wire-spoked steel wheels
- Front disc brake
- 4.0-gallon fuel tank with inset speedometer
- Traditional cruiser styling
- Laid-back riding comfort for two

Available Colors



Metallic Ruby Red



VULCAN® 750

- Liquid-cooled DOHC 8-valve 749cc V-Twin
- Dual 34mm CV carbs
- Gear-driven balancer
- TCBI ignition with electronic advance
- Automatic hydraulic valve lash adjusters
- 5-speed gearbox with Positive Neutral Finder
- Adjustable air-assisted rear shocks
- Easy to maintain shaft drive system
- 62.2-inch wheelbase
- Low 28.9-inch plush seat
- Forward-mounted "highway" pegs
- Cast-aluminum wheels
- Wide 150/90 rear tire
- Dual front disc brakes
- Commuter comfort and reliability

Available Colors



Ebony/Metallic Phantom Silver



VULCAN® 500 LTD

- Liquid-cooled DOHC 8-valve 498cc Parallel Twin
- Dual 32mm CV semi-flat slide carbs
- Gear-driven balancer
- TCBI ignition with digital advance
- 6-speed gearbox with Positive Neutral Finder
- Chain drive
- Long 62.8-inch wheelbase
- Light 439-pound dry weight
- Adjustable rear shocks
- Low 28.1-inch seat height
- Forward-mounted "highway" pegs
- Wire spoke steel wheels
- 19-inch front wheel
- 5.5-inch-wide rear tire
- Front disc brake
- Custom cruiser styling

Available Colors



Metallic Ruby Red



ELIMINATOR® 125

- Air-cooled 124cc Single
- Electronic ignition
- Electric starter
- 5-speed gearbox with Positive Neutral Finder
- 17-inch front wheel
- Front disc brake with 2-piston caliper
- Ultra-low, thickly padded stepped seat
- Bobbed rear fender
- Automatic cam chain tensioner
- Lightweight, affordable and easy to maintain
- Runs smooth and quiet
- Clean, custom look offers many chrome details

Available Colors



Metallic Phantom Silver



Shown with available accessories.

ZX-10R

2004 SPORTBIKE.

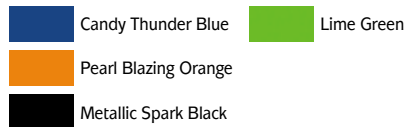
Outright class-leading horsepower. Just one of the many ingredients that's made Ninja® motorcycles famous. Add the latest in frame and chassis technology and you get the best combination for complete domination in the competitive sportbike world. For 2004, the all-new Ninja ZX-10R, the new open-class, power-to-weight champion with its outrageously potent 998cc engine skillfully integrated into a lightweight chassis that is as nimble as any 600-class. Plus the updated Ninja ZX-6RR that's set to rewrite track records across the country.



NINJA® ZX-10R

- Liquid-cooled DOHC 16-valve 998cc In-Line Four
- Digital Fuel injection with four 43mm throttle bodies
- Central Ram Air induction for boosted horsepower
- Pressed and cast aluminum Twin-Spar frame
- Fully adjustable 43mm inverted cartridge fork with DLC (diamond-like carbon) coating
- Fully adjustable Bottom-Link UNI-TRAK® rear suspension with piggy-back reservoir gas-charged shock
- Dual 300mm wave-pattern disc brakes with radial-mounted 4-piston calipers
- 6-speed gearbox with Positive Neutral Finder
- Gull-type, lightweight, ultra-stiff alloy swingarm
- All titanium 4-into-1 exhaust system
- Lightweight 5-spoke wheels
- Slipper clutch
- Power-to-weight ratio class champion

Available Colors



NINJA® ZX-6R

- Liquid-cooled DOHC 16-valve 636cc In-Line Four
- High-performance Ram Air induction
- Digital Fuel Injection with 38mm throttle bodies
- Digital ignition
- 6-speed gearbox with Positive Neutral Finder
- Pressed-aluminum/cast aluminum perimeter frame
- Fully adjustable 41mm inverted cartridge fork
- Fully adjustable Bottom-Link UNI-TRAK® rear suspension with piggy-back reservoir shock
- 120/65 and 180/55 Z-rated 17-inch radial tires
- Dual 280mm semi-floating front disc brakes with radial-mounted 4-piston calipers
- Middleweight performance champion

Available Colors





NINJA® ZX-6RR

- Updated liquid-cooled DOHC 16-valve 599cc In-Line Four
- Championship winning power and performance
- Significantly increased peak horsepower and torque
- New Digital Fuel Injection with 38mm throttle bodies
- 32-bit digital ignition
- Closer-ratio 6-speed gearbox with back-torque limiting clutch
- Fully adjustable 41mm inverted cartridge fork with DLC (diamond-like carbon) coating
- Updated fully adjustable Bottom-Link UNI-TRAK® rear suspension with piggy-back reservoir shock
- Dual 280mm semi-floating front disc brakes with radial-mounted 4-piston calipers
- Improved performance delivers higher power-to-weight ratio

Available Colors



Lime Green



ZX-6RR

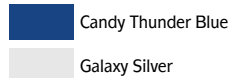
Professional rider on closed course.



NINJA® ZX-12R

- Liquid-cooled DOHC 16-valve 1,199cc In-Line Four
- Digital Fuel Injection with 46mm throttle bodies
- Twin Ram Air induction
- Digital ignition
- 6-speed gearbox with Positive Neutral Finder
- Aluminum monocoque backbone frame
- Fully adjustable 43mm inverted cartridge fork
- Fully adjustable Bottom-Link UNI-TRAK® rear suspension with piggy-back reservoir shock
- 120/70 and 200/50 Z-rated 17-inch radial tires
- New dual 300mm front disc brakes with radial-mounted 4-piston calipers
- Comprehensive electronic instrumentation
- Superior performance, handling and aerodynamics


Available Colors



NINJA® 500R

- Liquid-cooled DOHC 8-valve 498cc Parallel Twin
- 34mm semi-flat slide CV carbs
- TCBI ignition with digital advance
- 6-speed gearbox with Positive Neutral Finder
- High-tensile steel frame
- Super-light 388-pound dry weight
- Integrated half fairing with flush-mount halogen headlight
- Adjustable Bottom-Link UNI-TRAK® rear suspension
- 17-inch aluminum wheels
- 110/70 and 130/70 tires
- Front and rear disc brakes
- Sporty Twin performance

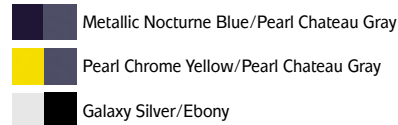
Available Colors



NINJA® 250R

- Liquid-cooled DOHC 8-valve 248cc Parallel Twin
- 30mm semi-flat slide CV carbs
- TCBI ignition with digital advance
- 6-speed gearbox with Positive Neutral Finder
- High-tensile steel diamond frame
- Sleek, aerodynamic full fairing
- Cast-alloy wheels
- 100/80 and 130/80 16-inch tubeless tires
- Front and rear disc brakes
- 4.8-gallon fuel capacity
- 304-pound dry weight
- Low 29.3-inch seat height
- Full instrumentation
- Entry-level performance and agility

Available Colors





Z1000

Performance that's tuned to fit your riding style. For sport-touring, canyon-carving or weekend prowling, Kawasaki street bikes offer function and form that turn heads and leave you wishing you had more time to ride.

2004 STREET.



Z1000

- Liquid-cooled DOHC 16-valve 953cc In-Line Four
- Digital Fuel Injection with four 38mm throttle bodies
- TCBI ignition with digital advance
- Linerless chrome-composite-plated cylinders
- 6-speed gearbox with Positive Neutral Finder
- Diamond, high-tensile steel frame
- Adjustable 41mm inverted cartridge fork
- Bottom-Link UNI-TRAK® rear suspension with piggy-back shock and adjustable preload and rebound damping
- 120/70 and 190/50 Z-rated radial tires
- Dual semi-floating 300mm front disc brakes with 4-piston calipers
- Super-Naked styling with sportbike performance

Available Colors



Lime Green



Passion Red



ZRX1200R

- Liquid-cooled DOHC 16-valve 1,164cc In-Line Four
- Four 36mm CV semi-flat slide carbs
- Electroplated linerless cylinders
- TCBI ignition with digital advance and K-TRIC
- 5-speed gearbox with Positive Neutral Finder
- Double-cradle, high-tensile steel frame
- Fully adjustable 43mm cartridge fork
- Fully adjustable nitrogen-charged rear shocks with piggy-back reservoirs
- 120/70 and 180/55 Z-rated radial tires
- Dual semi-floating 310mm front disc brakes with 6-piston calipers
- Tubular aluminum swingarm
- Muscle-bike performance and styling

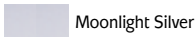
Available Colors



ZZR1200

- Specially-tuned liquid-cooled DOHC 16-valve 1,164cc In-Line Four
- Four 40mm CVKD semi-downdraft carbs
- Twin Ram Air induction system
- TCBI ignition with digital advance and K-TRIC
- Huge 320mm dual semi-floating front disc brakes with 4-piston calipers
- Suspension set-up for long-distance tour riding
- O-Ring chain drive
- 120/70 and 180/55 Z-rated radial tires
- Aerodynamic, ultra-modern sport-touring fairing with integrated clear turn signals
- Relaxed riding position with extra leg room
- Anti-vibration mirrors
- Available accessory hard saddle bags

Available Colors



ZZR600

- Liquid-cooled DOHC 16-valve 599cc In-Line Four
- Twin Ram Air induction system
- Four 36mm semi-downdraft carbs with semi-flat slides
- TCBI ignition with digital advance
- 6-speed gearbox with Positive Neutral Finder
- Pressed-aluminum/cast aluminum frame
- 41mm fork with adjustable spring preload and rebound damping
- Bottom-Link UNI-TRAK® rear suspension with adjustable preload and rebound damping
- 120/60 and 160/60 Z-rated 17-inch radial tires
- Dual semi-floating front disc brakes with 4-piston calipers
- Middleweight sport touring performance

Available Colors





CONCOURS™

- Liquid-cooled DOHC 16-valve 997cc In-Line Four
- TCBI ignition with electronic advance
- 6-speed gearbox with Positive Neutral Finder
- Easy to maintain shaft drive system
- Preload-adjustable fork
- Adjustable Bottom-Link UNI-TRAK® rear suspension
- Full fairing with full instrumentation
- Detachable saddlebags with 'hideaway' mounts
- Exclusive 'hideaway' mini-rack and digital clock
- Dual front disc brakes and rear disc brake
- 120/70 and 150/80 V-rated radial tires
- 7.5-gallon fuel tank
- Sport touring at its finest

Available Colors



Pearl Mystic Black/Pearl Chateau Gray

Designed for working professionals, the Police 1000 is powerful, dependable and loaded with features to get the job done quickly and efficiently.



POLICE 1000

- Air-cooled DOHC 998cc In-Line Four
- TCBI Electronic ignition
- Electric start with sidestand lockout
- 5-speed gearbox with Positive Neutral Finder
- Exceptionally tight turning radius
- Dual front disc brakes with 2-piston calipers plus rear disc brake
- "Run Flat" 18-inch tires and cast spoke wheels
- Pursuit lights, high visibility turn signals and rear carry rack
- Frame-mounted reinforced fiberglass fairing
- Top-opening, lockable hard-case saddlebags
- Floor boards with heel and toe shifter
- Comfortable saddle style solo seat with integrated lower back support
- Low center of gravity and high ground clearance

Available Colors

White



POLICE 1000

Versatile and rugged go-anywhere motorcycles that don't need to stop at the end of the road. Trusted performance includes advanced liquid-cooling, powerful disc brakes and ground-hugging suspension.



KLR650



KLR650

- Liquid-cooled DOHC 4-valve 651cc Single
- Electric start
- 40mm semi-flat slide carb
- Electronic ignition
- Huge 6.1-gallon fuel capacity
- High-tensile steel frame
- Light 337-pound dry weight
- Leading-axle fork
- Adjustable Bottom-Link UNI-TRAK® rear suspension
- Aluminum rims with straight-pull spokes
- Front and rear disc brakes
- Frame-mounted mini-fairing plus aluminum rear cargo rack
- Adventure touring specialist with over-300-mile cruising range

Available Colors



Aztec Red



KLR250

- Liquid-cooled DOHC 4-valve 249cc Single
- Electric start
- 34mm semi-flat slide carb
- Electronic ignition
- High-tensile steel frame with bolt-on aluminum rear section
- Super-light 258-pound dry weight
- Air-adjustable fork with 9.1-inch wheel travel
- Adjustable Bottom-Link UNI-TRAK® rear suspension with 9.1-inch wheel travel
- Aluminum swingarm
- Universal tires for pavement and dirt
- Front disc brake
- Versatile performance

Available Colors



Aztec Red



KX250F

In motocross, you continually demand machinery that's quicker, lighter, faster. All essential ingredients for winning. Plus with your focus, determination and passion on a new Kawasaki KX motorcycle, no one can stand in your way to victory. For 2004, Kawasaki is more focused than ever at dominating the competition with the all-new 4-stroke KX250F. After one ride, they might as well paint the podium green.



KX250F

- All-new liquid-cooled DOHC 249cc 4-valve four-stroke Single
- Chrome-composite-plated lightweight aluminum cylinder
- 37mm FCR carburetor with accelerator pump
- Digital ignition with Throttle Position Sensor
- 5-speed gearbox has "super steel" gears
- Ratchet-style shift mechanism
- Works-style adjustable 48mm inverted cartridge fork
- Race-proven D-section Kawasaki Perimeter Frame
- Adjustable New-Link UNI-TRAK® rear suspension
- Titanium header with aluminum silencer
- Magnesium covers for clutch, generator and cylinder head
- Extremely powerful and very lightweight at 204 lbs.

Available Colors



Lime Green

2004 MOTOCROSS.



KX500

- Liquid-cooled 499cc two-stroke Single
- 3-way Kawasaki Integrated Power-valve System (KIPS®) with Automatic Decompression System
- 39mm crescent-slide carb
- 2.6-gallon fuel tank
- High-tensile steel frame with bolt-on aluminum rear section
- 220-pound dry weight
- Adjustable 46mm inverted cartridge fork
- Adjustable Bottom-Link UNI-TRAK® rear suspension
- 12.2-inch front / 13-inch rear wheel travel
- Strong 2-piston front brake caliper

Available Colors



Lime Green



KX250

- Newly-revised liquid-cooled 249cc two-stroke Single
- Chrome-composite-plated cylinder bore
- New combustion chamber shape
- Updated PWK38S carb with K-TRIC
- New clutch pressure plate
- Redesigned 3-way KIPS® with 2-piece slider-type exhaust valve
- New Generation Kawasaki Perimeter Frame
- Adjustable New-Link UNI-TRAK® rear suspension
- Updated 48mm inverted cartridge fork with revised damping, oil level and adjustment mechanism
- 11.8-inch front / 12.2-inch rear wheel travel
- Shoulder-less rims
- Radical "factory" styling

Available Colors



Lime Green



KX125

- All-new liquid-cooled 124cc two-stroke Single
- Chrome-composite-plated cylinder bore
- Larger TMX38x carb with arch-shaped slide
- New 3 x 2 carbon-fiber reed valves
- New lighter KIPS® power valve
- Improved 6-speed transmission
- Redesigned clutch
- New combustion chamber shape
- Digital ignition
- New Generation Kawasaki Perimeter Frame
- Adjustable New-Link UNI-TRAK® rear suspension
- New 48mm inverted fork
- New hydroformed aluminum swingarm
- 11.8-inch front / 12.2-inch rear wheel travel
- 192-pound dry weight

Available Colors



Lime Green



KX100

- Liquid-cooled 99cc two-stroke Single with KIPS®
- Electrofusion cylinder
- 2-petal carbon fiber reed valve
- Precise digital ignition
- Free-breathing airbox
- High-tensile steel perimeter frame
- Fully adjustable 36mm inverted cartridge fork
- Adjustable Bottom-Link UNI-TRAK® rear suspension
- 19-inch front and 16-inch rear wheels
- 10.8-inch front / 10.8-inch rear wheel travel
- Low fuel tank and narrow mid section
- Race-inspired graphics on the radiator shrouds

Available Colors



Lime Green



KX85

- Liquid-cooled 85cc two-stroke Single with KIPS®
- PWK 28mm Keihin carb
- Carbon-fiber 2-petal reed valve
- Advanced digital ignition
- Free-breathing airbox
- Agile high-tensile steel perimeter frame
- Fully adjustable 36mm inverted cartridge fork
- Adjustable Bottom-Link UNI-TRAK® rear suspension
- Drilled rear disc brakes
- 17-inch front and 14-inch rear wheels
- 10.8-inch front / 10.8-inch rear wheel travel
- Low fuel tank and narrow mid section

Available Colors



Lime Green



KX65

- High-performance liquid-cooled 65cc two-stroke Single
- Electrofusion cylinder
- 4-petal piston reed valve
- 24mm Mikuni carb
- 6-speed gearbox
- Semi-double-cradle high-tensile steel frame
- 33mm leading-axle fork with 8.3 inches of wheel travel
- Improved Bottom-Link UNI-TRAK® rear suspension with piggy-back gas-charged shock and 9.5 inches of wheel travel
- Strong box-section swingarm

Available Colors



Lime Green



KLX300R

There's only one thing that Kawasaki leaves out of our off-road motorcycle line-up ... dirt. So, choose from the widest selection of high-performance two-stroke and four-stroke off-road machines we've ever offered and just add dirt.



KLX300R*

- Compact liquid-cooled DOHC 4-valve 292cc four-stroke Single
- 34mm semi-flat slide carb
- Digital ignition
- High-tensile steel perimeter frame
- 2.6-gallon fuel tank
- Adjustable 43mm inverted cartridge fork
- Adjustable Bottom-Link UNI-TRAK® rear suspension
- Nitrogen gas-charged shock with temperature-compensating rebound damping
- Dual-box-section aluminum swingarm
- Aluminum rims with straight-pull spokes
- Front and rear disc brakes

*Available for off-highway use under certain restrictions in California. See your dealer for more details.

Available Colors



Lime Green



KDX220R*

- Liquid-cooled 216cc two-stroke Single
- Guillotine-slide 3-way KIPS®
- 33mm semi-flat slide carb produces strong torque
- Electronic ignition
- Rigid high-tensile steel perimeter frame
- 43mm telescopic cartridge fork
- Adjustable Bottom-Link UNI-TRAK® rear suspension
- Nitrogen gas-charged shock with temperature-compensating rebound damping
- 11.4-inch front / 11.8-inch rear wheel travel
- 2.9-gallon fuel tank
- Front and rear disc brakes

*Available for off-highway use under certain restrictions in California.
See your dealer for more details.

Available Colors



Lime Green



KDX200*

- Liquid-cooled 198cc two-stroke Single
- Guillotine-slide 3-way KIPS®
- 35mm semi-flat slide carb produces strong peak performance
- Electronic ignition
- Rigid high-tensile steel perimeter frame
- 43mm telescopic cartridge fork
- Adjustable Bottom-Link UNI-TRAK® rear suspension
- Nitrogen gas-charged shock with temperature-compensating rebound damping
- 11.4-inch front / 11.8-inch rear wheel travel
- 2.9-gallon fuel tank
- Front and rear disc brakes

*Available for off-highway use under certain restrictions in California.
See your dealer for more details.

Available Colors



Lime Green



KLX125L

- Air-cooled 124cc four-stroke Single
- 20mm VM carb
- Digital ignition
- 5-speed transmission
- High-tensile steel diamond frame
- 30mm telescopic conventional fork
- Bottom-Link UNI-TRAK® rear shock
- Large 19-inch front and 16-inch rear tires
- 7.1-inch front / 6.7-inch rear wheel travel
- Hydraulic front disc brake
- 1.7-gallon fuel tank
- Primary kick starting
- 179 pound dry weight
- Cutting-edge styling

Available Colors



Lime Green



KLX125

- Air-cooled 124cc four-stroke Single
- 20mm VM carb
- Digital ignition
- 5-speed transmission
- High-tensile steel diamond frame
- 30mm telescopic conventional fork
- Bottom-Link UNI-TRAK® rear shock
- Small 17-inch front and 14-inch rear tires
- 7.1-inch front / 6.3-inch rear wheel travel
- 1.7-gallon fuel tank
- Primary kick starting
- 176 pound dry weight
- Race-inspired styling

Available Colors



Lime Green



KLX110

- Air-cooled 111cc four-stroke Single
- 18mm PB carb
- Electronic ignition
- 3-speed transmission with automatic clutch
- Throttle limiter for parental control
- Easy-to-reach emergency stop switch
- Easy-to-use kick starter
- High-tensile steel backbone frame
- 30mm hydraulic telescopic fork
- Single hydraulic rear shock
- Braced steel swingarm
- 1.0-gallon fuel tank
- Race-bred styling and graphics

Available Colors



Lime Green



KDX50*

- Air-cooled 49cc two-stroke Single
- Mikuni VM12SC carb
- Electronic ignition
- Single-speed transmission with automatic clutch
- Throttle limiter for parental control
- Easy-to-use kick starter
- High-tensile steel backbone frame
- 2-way height-adjustable telescopic fork
- 2-way height-adjustable rear shocks
- Dual drum brakes
- 10-inch front and rear tires
- 0.5-gallon fuel tank
- Perfect entry-level bike

* Available for off-highway use under certain restrictions in California.
See your dealer for more details.

Available Colors




Lime Green




KFX700 V FORCE

Talk about leading-edge power and exhilaration. The Kawasaki KFX™ ATVs aren't afraid of any dune, valley or track. Fast, reliable, technologically-advanced Kawasaki Sport ATVs come in sizes for almost everyone. Including the all-conquering KFX™700 V Force™ — the biggest, baddest sport ATV out there.

2004 SPORT ATV.



Lava Red



Matrix Carbon



KFX™ 700 V FORCE™

- Liquid-cooled SOHC 697cc four-stroke 90° V-Twin
- 4 valves per cylinder
- Dual CVKR-D32 carbs
- Electric start
- Kawasaki Automatic Power-Drive System with reverse
- Long A-arm front suspension with 9.2 inches of travel
- Swingarm with gas-charged single-shock and 7.9 inches of travel
- Shaft final drive
- Dual front disc brakes with 2-piston calipers
- Sealed, multi-disc, internal rear braking system
- 3.2-gallon fuel tank
- Alloy wheels with ITP Holeshots™ tires
- Twin halogen headlights

Available Colors



Lime Green



Blazing Orange



Matrix Carbon



Lava Red



KFX™ 400

- Liquid-cooled DOHC 398cc four-stroke Single with balancer
- 4-valve cylinder head
- Mikuni BSR36 carb
- Electric start
- 5-speed manual transmission with reverse
- Twin A-arm front suspension with 8.3 inches of travel
- Box-section aluminum swingarm with single-shock and 9.1 inches of travel
- O-ring chain final drive
- Triple disc brakes
- 2.6-gallon fuel tank
- Alloy wheels with radial tires
- Twin multi-reflector headlights
- Aggressive sport styling

Available Colors



Lime Green



Blazing Orange



KFX™ 250 MOJAVE®

- Liquid-cooled DOHC 249cc four-stroke Single
- 4-valve cylinder head
- Lightweight kick starting
- 34mm CV semi-flat slide carb
- 5-speed manual transmission with reverse
- Twin A-arm front suspension with 6.9 inches of travel
- Single-shock rear suspension with 8.5 inches of travel
- Strong box-section swingarm
- O-ring chain final drive
- Triple disc brakes
- 2.2-gallon fuel tank
- Lightweight aluminum wheels

Available Colors



Lime Green



KFX™ 80

- Air-cooled 82cc two-stroke Single with Superlube oil injection
- Mikuni VM16SH carb
- Electric start
- Built-in throttle limiter for parental control
- Automatic variable-speed transmission
- A-arm front suspension with oil-damped shocks
- Unit Swing rear suspension
- Chain final drive
- Triple drum brakes
- 1.6-gallon fuel tank
- Suitable for riders 12 and older

Available Colors



Lime Green



KFX™ 50

- Air-cooled 49cc two-stroke Single with Superlube oil injection
- Convenient recoil starting
- Built-in throttle limiter for parental control
- Emergency shut-off tether
- Automatic clutch
- Single-speed transmission
- A-arm front suspension with oil-damped shocks
- Swingarm rear suspension
- Chain final drive
- Triple drum brakes
- 0.7-gallon fuel tank
- Specially engineered for riders 6 and up

Available Colors



Lime Green



PRAIRIE 700 4x4

Multi-tasking, 4-wheel style. Kawasaki sport/utility ATVs help you tackle tough jobs and terrain with ease because they're designed with performance that works for you. Like the new Prairie® 700 4x4 - the king of utility ATVs with its dominating V-twin engine. At the ranch or on the trail, Kawasaki ATVs know how to work. And play.



PRAIRIE® 700 4x4

- Liquid-cooled SOHC 697cc four-stroke 90° V-Twin
- 4 valves per cylinder
- Dual CVKR-D32 carbs
- Electric start with recoil back-up
- Kawasaki Automatic Power-Drive System with electronically-controlled engine braking (K-EBC™) and Hi/Low range plus reverse
- All-shaft selectable 4x4 drive with Variable Front Differential Control
- Dual front disc brakes with 2-piston calipers
- Sealed, multi-disc, internal rear braking system
- MacPherson strut front suspension
- Swingarm with preload-adjustable single-shock rear suspension
- 4.5-gallon fuel tank with fuel gauge
- Standard trailer hitch mount

Available Colors



Aztec Red



Hunter Green



Realtree Hardwoods Green HD®



PRAIRIE® 360 4x4

- Air-cooled SOHC 362cc four-stroke Single with balancer
- Keihin CVK34 carb
- Snorkel-type air intake
- Electric start with recoil backup
- Kawasaki Automatic Power-Drive System with electronically-controlled engine braking (K-EBC™) and Hi/Low range plus reverse
- Selectable 4x4 drive with Variable Front Differential Control
- Dual front disc brakes
- Sealed, multi-disc, internal rear braking system
- MacPherson strut front suspension
- Swingarm with preload-adjustable single-shock rear suspension
- 3.6-gallon fuel tank with fuel gauge

Available Colors



Aztec Red



Hunter Green



Realtree Hardwoods Green HD®



PRAIRIE® 360

- Air-cooled SOHC 362cc four-stroke Single with balancer
- Keihin CVK34 carb
- Snorkel-type air intake
- Electric start with recoil backup
- Kawasaki Automatic Power-Drive System with electronically-controlled engine braking (K-EBC™) and Hi/Low range plus reverse
- 4x2, shaft drive
- Dual front disc brakes
- Sealed, multi-disc, internal rear braking system
- MacPherson strut front suspension
- Swingarm with preload-adjustable single-shock rear suspension
- 3.6-gallon fuel tank with fuel gauge
- Standard trailer hitch mount

Available Colors



Aztec Red



Hunter Green



BAYOU® 300 4x4

- Air-cooled SOHC 290cc four-stroke Single with balancer
- Electric start with recoil backup
- Automatic clutch
- Dual-range 5-speed transmission plus reverse
- All-shaft 4x4 drive with limited-slip front differential
- Double-wishbone independent front suspension
- Quad-Link semi-independent rear suspension
- Dual front disc brakes
- Dual headlights
- Extra-large steel footrests
- Steel racks front and rear
- Standard trailer hitch mount
- 2.9-gallon fuel tank with fuel gauge

Available Colors



Aztec Red



Hunter Green



BAYOU® 300

- Air-cooled SOHC 290cc four-stroke Single with balancer
- Electric start with recoil backup
- Automatic clutch
- 5-speed transmission plus reverse
- Exclusive Dual-Mode rear differential
- Shaft drive
- Independent front suspension
- Quad-Link semi-independent rear suspension
- Dual front disc brakes
- Dual headlights
- Extra-large steel footrests
- Steel racks front and rear
- Standard trailer hitch mount
- 2.4-gallon fuel tank with fuel gauge

BAYOU® 250

- Air-cooled SOHC 228cc four-stroke Single with balancer
- Reliable cold weather electric start with recoil backup
- Automatic clutch
- 5-speed transmission plus reverse
- Shaft drive
- Single A-arm independent front suspension
- Quad-Link semi-independent rear suspension
- Triple drum brakes
- Dual headlights
- Extra-large steel footrests
- Steel racks front and rear
- Standard trailer hitch mount
- 2.6-gallon fuel tank with fuel gauge

Available Colors



Aztec Red



Hunter Green

Available Colors



Aztec Red



Hunter Green



PRAIRIE 700 4x4



MULE 3010 4WD

Power to pull. Power to haul. Power to move. Kawasaki MULE™ utility vehicles are the right tool for any job. With three dependable engines to choose from, two body sizes plus a long list of convenient features that leaves the competition behind, these stable and powerful workhorses are ready to perform at the job-site and on the trail.

2004 MULE™ UTILITY VEHICLE.



MULE™ 3010 4WD

- Liquid-cooled OHV 617cc four-stroke 90° V-Twin
- Twin-barrel Mikuni BW26-18 carburetor
- 2-stage snorkel-type air intake with cyclone-type filter element
- Electric start and digital ignition
- Automatic torque-converter transmission with Hi/Low range plus reverse
- Selectable 4WD with limited-slip front differential
- Dual-Mode rear differential
- 4-wheel hydraulic drum brakes and all-terrain tires
- Rack & Pinion steering and MacPherson Strut type front suspension
- De Dion rear suspension
- 5.3-gallon fuel tank capacity
- 800 lbs. cargo bed capacity/1200 lbs. towing capacity
- Tilt bed

Available Colors



Aztec Red



Hunter Green



Realtree Hardwoods Green HD®



MULE™ 3010 DIESEL 4WD

- Liquid-cooled OHV 953cc four-stroke 3-cylinder diesel
- 2-stage snorkel-type air intake with cyclone-type filter element
- Electric start
- Automatic torque-converter transmission with Hi/Low range plus reverse
- Selectable 4WD with limited-slip front differential
- Dual-Mode rear differential
- 4-wheel hydraulic drum brakes and all-terrain tires
- Rack & Pinion steering and MacPherson Strut type front suspension
- De Dion rear suspension
- 5.3-gallon fuel tank capacity
- 1100 lbs. cargo bed capacity/1200 lbs. towing capacity
- Tilt bed

Available Colors



Aztec Red



Hunter Green



MULE™ 3000

- Liquid-cooled OHV 617cc four-stroke 90° V-Twin
- Twin-barrel Mikuni BW26-18 carburetor
- Air intake from top of cab frame with 2-stage, cyclone-type filter element
- Electric start and digital ignition
- Automatic torque-converter transmission with forward and reverse
- Dual-Mode rear differential
- 4-wheel hydraulic drum brakes and all-terrain tires
- Rack & Pinion steering and MacPherson Strut type front suspension
- De Dion rear suspension
- 5.3-gallon fuel tank capacity
- 800 lbs. cargo bed capacity/1,200 lbs. towing capacity
- Tilt bed

Available Colors



Aztec Red



Hunter Green



MULE™ 550

- Air-cooled OHV 286cc four-stroke Single with balancer
- 2-stage snorkel-type air intake at the top of the cab frame
- Electric start
- Automatic torque-converter transmission with forward and reverse
- Dual-Mode rear differential and rear wheel shaft drive
- 4-wheel hydraulic drum brakes and all-terrain tires
- Rack & Pinion steering with independent A-arm front suspension
- Front & rear shock absorbers
- 353 lbs. cargo bed capacity/900 lbs. towing capacity
- Tilt bed
- Standard hour meter and fuel gauge

Available Colors



Aztec Red



Hunter Green

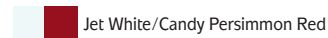
Exhilaration and leading-edge performance on the water ... from family outings to race-day action, Kawasaki delivers it with the newest high-performance JET SKI® watercraft. The new flagship JET SKI STX™-15F raises the bar for acceleration, handling and styling for four-stroke watercraft. With the advantage of its high horsepower, normally aspirated 1,498cc powerplant, it's not only powerful, smooth and fuel-efficient, it meets the 2008 California Air Resources Board 3-Star "ultra-low" emission regulations.



JET SKI® STX™-15F

- New, larger 1,498cc four-stroke 16-valve DOHC Marine In-Line Four
- 3-person capacity
- 955 pounds of thrust
- Meets 2008 CARB 3-Star "ultra-low" emission regulations
- Digital fuel injection with 60mm throttle body
- New reverse bucket design improves backing action
- Triple Kawasaki Splash Deflectors offer a drier ride
- Kawasaki Smart Steering™ System
- Deep-V hull offers exceptional stability and control
- Extra large rear deck with retractable boarding step
- Bright LCD instrumentation includes speedometer, tachometer, clock, hour meter, trip distance and time and fuel gauges
- Huge 16.4-gallon fuel tank

Available Colors



JET SKI STX-15F

2004 JET SKI® WATERCRAFT.



JET SKI® STX™-12F

- 1,199cc four-stroke 16-valve DOHC Marine In-Line Four
- 3-person capacity
- 827 pounds thrust
- Meets 2008 CARB 3-Star “ultra-low” emission regulations
- Fail-safe tip-over oil protection system
- Kawasaki Smart Steering™ system
- New reverse bucket design improves backing action
- Whisper quiet dual muffler wet/dry exhaust system
- Digital fuel injection
- Direct Drive coupling system with stainless steel impeller
- 16.4-gallon fuel tank
- 23.5-gallon storage capacity
- Retractable boarding step

Available Colors



JET SKI® 900 STX™*

- 891cc two-stroke Marine In-Line Triple
- 3-person capacity
- 732 pounds thrust
- Crankcase reed valve design for wide power band
- Three Keihin CDCV38 carbs
- Digital DC-CDI ignition
- Kawasaki Smart Steering™ system
- Jet pump, axial flow, 3-blade stainless steel impeller
- New reverse bucket design improves backing action
- 16.4-gallon fuel tank
- 23.0-gallon storage capacity
- Accessory reboarding step
- Full digital multi-function instrumentation
- Great entry-level family personal watercraft

*Not available in California.

Available Colors



JET SKI® ULTRA® 150*

- 1,176cc 2-stroke Marine In-Line Triple
- 2-person capacity
- 904 pounds thrust
- Three Keihin CDCV40 carbs
- Crankcase reed valve design for wide power band
- Digital DC-CDI with K-TRIC
- Kawasaki Smart Steering™ system
- Electric trim
- Jet pump, mixed flow, 3-blade stainless steel impeller
- 15.3-gallon fuel tank
- 6.5-gallon storage capacity
- Magnetic keyed security system
- Full digital multi-function instrumentation

*Not available in California.

Available Colors





JET SKI® ULTRA® 130 D.I.

- 1,071cc 2-stroke Marine In-Line Triple
- 2-person capacity
- 851 pounds thrust
- FICHT™ Ram Direct Fuel Injection
- Meets 2006 EPA standards for emissions
- Crankcase reed valve design for wide power band
- Digital DC-CDI
- Kawasaki Smart Steering™ system
- Electric trim
- Jet pump, mixed flow, 3-blade stainless steel impeller
- 15.3-gallon fuel tank
- 6.5-gallon storage capacity
- Full digital multi-function instrumentation

Available Colors



Jet White/Candy Persimmon Red



JET SKI® 1200 STX-R*

- 1,176cc two-stroke Marine In-Line Triple
- 904 pounds thrust
- Crankcase reed valve design for wide power band
- Three Keihin CDCV40 carbs
- Digital DC-CDI with K-TRIC
- Inducted water cooling system
- Jet pump, axial flow, single stage, 3-blade stainless steel impeller
- Race-inspired sponsons and ride plate
- Non-slip footwell mats
- Kawasaki Smart Steering™ system
- 16.4-gallon fuel tank
- 639-pound dry weight
- Full digital multi-function instrumentation
- Won every IJSBA Pro National and World Championship since being introduced

Available Colors



Jet White/Candy Lime Green

*Not available in California. — The JET SKI 1200 STX-R provides experienced riders with a personal watercraft that highlights exceptional acceleration with competition-level handling. With this boat's race-bred characteristics, Kawasaki recommends that riders learn this boat's response to steering input under various riding conditions by practicing at lower speeds in an open area. The design focus of the 1200 STX-R on optimizing sporting performance for a single rider may result in reduced recreational abilities such as rider comfort for two or three riders under certain conditions.



JET SKI® 800 SX-R*

- Strong 781cc 2-stroke Marine In-Line Twin
- 1-person capacity
- 628 pounds thrust
- Crankcase reed valve design for wide power band
- Two Mikuni BN40-38 carbs
- Waterproof Digital CD ignition
- Extra-wide riding tray with high-traction non-slip tray mats
- Jet pump, axial flow, single stage, 3-blade stainless steel impeller
- 4.8-gallon fuel tank
- 351-pound dry weight
- Automatic bilge pumping system
- Long, wide hull design for superior stability
- Won every IJSBA Pro National and World Championship since being introduced

Available Colors



Jet White/Candy Lime Green



Jet White/Candy Persimmon Red

*Not available in California.

Enhance the enjoyment of your Kawasaki motorcycle by joining the Kawasaki Good Times Owners Club (GTOC). You will gain helpful information and benefits as well as finding people with your same interests and maybe some new riding partners. Here's what you'll receive as a GTOC member:

- GTOC Quarterly Magazine "Roads"
- 24-Hour Roadside Assistance
- Free VIP Hospitality Services at Events
- 10% Discount* on Kawasaki Accessories
- 10% Discount* on Kawasaki Licensed Merchandise
- MSF RiderCourse Rebate
- Trip Routing Service
- Lodging & Car Rental Discounts
- Priority Motorcycle Demo Rides
- And Much More

* At participating Kawasaki dealers.

For more information on member benefits or to join the club, call toll-free 800-433-GTOC (4862).

Kawasaki
GOOD TIMES™ OWNERS CLUB



THE GOOD TIMES™ OWNERS CLUB.



FIRE & STEEL™ ACCESSORIES

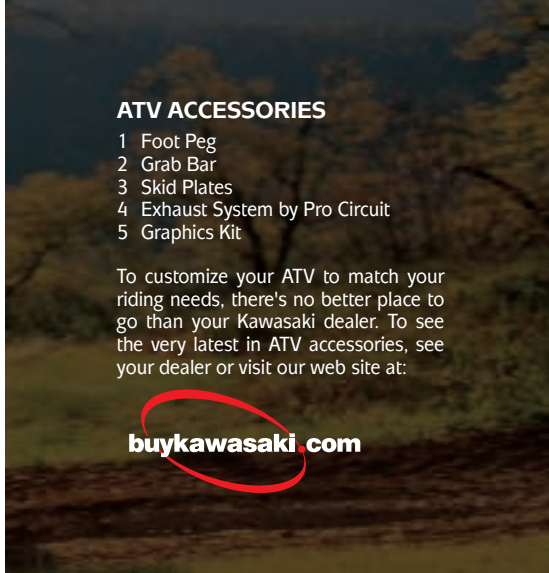
- 1 Driver Footpeg Mount Cover
- 2 Alamo Saddlebags
- 3 Passenger Backrest & Rack
- 4 Classic Windshield & Light Bar
- 5 Limited Edition Double Saddle

New authentic Kawasaki accessories are continually being added to the Kawasaki accessory line. To see the very latest, see your dealer or visit our web site at:

buykawasaki.com



ACCESSORIES.



ATV ACCESSORIES

- 1 Foot Peg
- 2 Grab Bar
- 3 Skid Plates
- 4 Exhaust System by Pro Circuit
- 5 Graphics Kit

To customize your ATV to match your riding needs, there's no better place to go than your Kawasaki dealer. To see the very latest in ATV accessories, see your dealer or visit our web site at:

buykawasaki.com





CONTINGENCY PROGRAM

For the past 20 years, if a green bike was involved, there's a good chance the rider ended the day on the podium. The same holds true today. And besides standing tall on the podium, nothing speaks louder than cold, hard contingency cash and "Green Bucks". Every year over \$4 million is up for grabs to Kawasaki-mounted riders who finish well in their races. You want some? Come get some. See your dealer for details.

TEAM GREEN™

If there's a more challenging sport than amateur motocross, we don't know about it. That's why we love it, and why Team Green is here to support you. At selected races across the country, Team Green provides parts and technical assistance to help you race at your best. Buy a Kawasaki and you are automatically a member of the team. Plus Team Green is the best amateur racer support program in the industry for up and coming riders. How effective is it? Jeremy McGrath, Ricky Carmichael and James Stewart all used Team Green to get through the ranks and into the pros. See your dealer for details today.

TEAM CHEVY TRUCKS KAWASAKI

In the demanding world of motocross, there's nothing like Team Chevy Trucks Kawasaki. Chasing AMA Supercross and AMA Motocross National glory this year are championship-winning riders like James Stewart. And there's no better way to transport your bikes to the track than in one of the great Chevrolet pickup trucks available at your local Chevy dealer. Now that's teamwork.



TEAM GREEN.™ BUY A BIKE, GET THE SUPPORT.

KAWASAKI KEEPS YOU COVERED

The Concours™ comes standard with Kawasaki's 36-month/unlimited mileage limited factory warranty. Vulcan® 1500 Nomad™ comes standard with a 24-month/unlimited mileage limited factory warranty. All other street motorcycles, dual-purpose motorcycles, JET SKI® watercraft, and MULE™ utility vehicles include a 12-month/unlimited mileage limited factory warranty. All off-road motorcycles except KX come with a 6-month limited warranty. All ATV models come with a 6-month limited factory warranty. Read the next paragraph to see how you can extend your coverage inexpensively, or ask your dealer for details about the factory warranty and available extended coverage.

UP TO FOUR YEARS ADDITIONAL COVERAGE*

Let Kawasaki protect your new machine for years to come* with the exclusive Good Times™ Protection Plan†. This plan repairs or replaces most components free of charge if found defective in material or workmanship. Everything about the plan is easy: There's no deductible. Depending on the product, it's honored at every authorized Kawasaki dealer* nationwide. It's transferable to another owner with no fee. And you can sign up as long as your machine is under its original warranty. Just ask your dealer how you can buy extended coverage up to 12, 24, 36 or 48 months. Imagine, for just pennies a day, you can ride with no worry and no hassle. Just tell your dealer you want the Good Times Protection Plan.

*Depending on the vehicle selected and the program purchased.

RIDE NOW WITH ZERO DOWN*

We offer up to 100% instant financing on most Kawasaki products with the Good Times™ Credit Plan† or Good Times™ Credit Card. Qualified buyers can ride away on a brand-new Kawasaki with no down payment. In most cases, the computerized credit approval takes just minutes. You can even add insurance, accessories and the Good Times Protection Plan to your contract. Ask your participating dealer for details. Not available in Alaska or Hawaii.

*Qualified buyers.

†Good Times Protection Plan and Good Times Credit Plan not available in Canada.



Enjoy motorcycle camaraderie and share your experiences by joining the Good Times™ Owners Club. All Kawasaki motorcycle and other motorcycle owners are eligible for a small annual fee. You'll receive a member's handbook, pocket road atlas, trip routing service, planned rides and activities, MSF Rebate, discounts on accessories, roadside assistance and much more. Come join our family and get even more from your Kawasaki experience.

Call 1-800-433-GTOC for a brochure or to join now. Join the Good Times™ Owners Club and receive a \$50 rebate after completing beginning or advanced riding courses.

ALL MOTORCYCLES

Ride responsibly. Kawasaki believes safety begins with us and continues with you. Always wear a helmet, eye protection, and proper apparel. Passengers too. Ride defensively. Obey the Basic Speed Law. If riding off-highway, use authorized areas only. Never ride under the influence of drugs or alcohol. Riding is more fun on a well-maintained motorcycle...follow the instructions in your owner's manual. Remember, riding safe is smart.

ALL STREET BIKES

Call 1-800-446-9227 for the Motorcycle Safety Foundation beginner or expert course near you. You won't even need a motorcycle—your course sponsor will provide one courtesy of your local participating dealer.

ALL OFF-ROAD MODELS

For off-highway use only. Protect the environment. Ride in authorized off-highway areas only. KLX300R, KDX220R, KDX200, KDX80 and KDX50 are available for off-highway use under certain conditions in California. See your dealer for more details.

ALL KX MODELS

For closed-course competition only. Ride in authorized closed-course areas only. Protect the environment.

ALL WATERCRAFT

JET SKI® watercraft are inboard boats and their use is subject to all applicable state and local boating laws. Always wear a USCG-approved personal flotation device, eye wear, and other appropriate safety apparel.

Ride responsibly. Kawasaki believes safety begins with us and continues with you. Never ride under the influence of drugs or alcohol. Respect the rights of shoreline residents and other marine recreationists. Riding is more fun on a well-maintained machine...follow the instructions in your owner's manual. Remember, riding safe is smart.

BOAT SMART FROM THE START

Take a boating safety course. For more information, contact: United States Coast Guard Auxiliary, 1-800-368-5647, www.cgau.org

ALL ATV MODELS

For off-road use only. Ride responsibly. Kawasaki believes safety begins with us and continues with you. Protect the environment. Obey laws and regulations that control the use of your ATV. For

off-highway use only. Riding is more fun on a well-maintained ATV...follow the instructions in your owner's manual. Remember, riding safe is smart. Kawasaki also recommends that all ATV riders take a training course. For more information, see your dealer, or call the ATV Safety Institute at 1-800-887-2887.

WARNING: ATVs can be hazardous to operate.

Kawasaki KFX50 is recommended for use only by persons 6 years or older, and the KFX80 is recommended for use only by persons 12 and older. All children under 16 riding ATVs must always have direct adult supervision. Kawasaki ATVs with engines of 90cc and above are recommended for use only by persons 16 years of age or older. For your safety: Always wear a helmet, eye protection, and protective clothing. Never carry a passenger. Never ride under the influence of drugs or alcohol. Never ride on public roads or pavement. Avoid excessive speeds and stunt driving. Be extra careful on difficult terrain.

ALL MULE™ UTILITY VEHICLES

For off-highway use only. Always wear protective gear appropriate for the use of the vehicle. See the owner's manual for more information. Never operate motor vehicles under the influence of drugs or alcohol. Protect the environment. Obey laws and regulations that control the use of your vehicle. The Kawasaki MULE is an off-highway vehicle only, and is not designed, equipped or manufactured for use on public streets, roads or highways.



Kawasaki subscribes to the guidelines of Tread Lightly!, a program dedicated to protecting the great outdoors through education and fostering responsible enjoyment of public lands.

PHOTOS

Action photos depict professional riders on a closed course. Some models are shown with available accessories. See your dealer for details.





KAWASAKI CONSUMER PRODUCTS

Kawasaki offers some of the best consumer products on the planet that include the exciting Ninja® sportbikes, championship-winning KX motocross bikes, eye-catching Vulcan® street cruisers and exhilarating JET SKI® personal watercraft. Or our innovative All-Terrain Vehicles and versatile, industry-leading MULE™ utility vehicles. Every segment of our recreational vehicle business is guided by our passion to build superior products for your enjoyment. That's why our slogan is Let the good times roll!™

For the nearest Kawasaki motorcycle dealer, call:

1-800-661-RIDE

For the nearest Kawasaki JET SKI watercraft dealer, call:

1-866-4-JETSKI

For the nearest Kawasaki MULE utility vehicle dealer, call:

1-877-KAW-MULE

For the nearest Kawasaki ATV dealer, call:

1-877-KAWI-ATV

For more information visit our web site at:

kawasaki.com

To purchase accessories, see your dealer or visit our web site at:

buykawasaki.com

Specifications subject to change without notice. Availability may be limited. Accessories shown available at extra cost. For further specification and warranty information, see your Kawasaki dealer.

Photos: Action photos depict professional riders on a closed course.



Kawasaki Motors Corp., U.S.A.
9950 Jeronimo Road, Irvine, California 92618

©2003 Kawasaki Motors Corp., U.S.A.
P/N 99969-2471
Printed in U.S.A.