


Honda 1981

A motorcycle for every road you ride.



HIGH PERFORMANCE

CBX




A beautiful state-of-the-art sport motorcycle. 1047 cc six-cylinder, DOHC four-stroke engine with 24 valves. Pro-Link™ rear suspension. Air forks. Sports fairing, detachable saddlebags.

CB900F



A race-bred total performance motorcycle. 902 cc DOHC four-cylinder engine. Four 32 mm CV carbs. Oil cooler. Needle bearing swing arm pivot. 30-way adjustable shocks with remote reservoir. V-rated tubeless tires.

GOLD WING™ INTERSTATE™



A fully dressed, full-sized touring bike with shaft drive, a 1085 cc liquid-cooled engine and air suspension.

CB750F



The basis for Team Honda Superbike racers. 749 cc DOHC four-cylinder engine. 16 valves. Air forks. 30-way adjustable shocks.

HAWK™




Stylish high performance. Six-valve 395 cc OHC counter-balanced twin, six-speed transmission and Power Chamber™ exhaust system. Air forks and lightened front disc brake.

SILVER WING™ INTERSTATE™



New, fully dressed, liquid-cooled mid-sized touring machine with shaft drive and Pro-Link™ rear suspension.

GOLD WING™



A smooth riding, shaft-driven touring machine with a liquid-cooled, 1085 cc engine and air suspension.

CB900 CUSTOM



A 902 cc DOHC four-cylinder custom. Honda's exclusive Select-Range™ dual ratio sub-transmission and shaft drive.

CB650 CUSTOM



Great looks and a powerful 627 cc four-cylinder engine highlight this nimble custom cruiser.

SILVER WING™




New, mid-sized, shaft driven touring bike with a 497 cc liquid-cooled engine and Pro-Link™ rear suspension.

CB750 CUSTOM




A DOHC 16-valve four-cylinder custom with superb performance and handling features.

CX500 CUSTOM



A mid-sized custom bike with shaft drive and a liquid-cooled 497 cc V-twin engine.

CM400 CUSTOM




395 cc counter-balanced twin. This new custom features a 3.7 gallon fuel tank and highlighted ComStar™ wheels.

CM400A



A reliable, mid-sized bike with Honda's exclusive semi-automatic transmission.

CB750K



A classic powered by a dependable 749 cc DOHC four-cylinder, four-stroke engine with Pentroof™ combustion chamber and four-into-four exhaust. Air-adjustable front forks and halogen headlight.

CM400T



Custom styled, 395 cc twin. Air-adjustable forks. Power Chamber™ exhaust system. Engine counter-balancers.


**HONDA
HONDA
HONDA
HONDA
HONDA**

CB650



Legendary performance in one of the lightest, least expensive four-cylinder 650's on the market.

CX500 DELUXE



Shaft drive, and a liquid-cooled 497 cc V-twin engine make this motorcycle quiet, comfortable and easy-to-maintain. Air forks. Halogen headlight.

TWINSTAR™



Custom looks, low seat height, good performance and economical. Powered by a 194 cc twin with an electric starter.

PASSPORT™



It carries two persons, gets up to 130 mpg* and comes with electric starter, automatic clutch, splashguards, basket and luggage rack.

CM400E



An inexpensive, 395 cc bike featuring a large 3.7 gallon tank. Electric starter, CDI ignition, dual counter-balancers and Power Chamber™ exhaust system.

CB125S



Stylish and agile, this motorcycle is great for new riders. CDI ignition. Light weight. Excellent gas mileage.

EXPRESS® SR¹



A fun, new Express dressed up with special wheels, a plush new seat and sporty new looks. An electric starter and automatic clutch make it easy to ride.

EXPRESS® II¹



An increase in power and a new fully automatic two-speed transmission make this Express II strong and easy to ride.

EXPRESS®¹



No pedals, an automatic clutch and up to 100 mpg** make travel on the Express fun and affordable.

MOPED⁺⁺¹



Light, economical, easy-to-ride and the only moped backed by Honda's reputation for service and reliability.

* Estimated mileage calculated from results of EPA-type emissions test for city driving. You may get different mileage depending on how fast you ride, weather conditions, vehicle load and trip length. Maximum load capacity 300 pounds. Not available in Maryland.

** Based on tests in normal city traffic with a maximum speed of 25 mph with a 155 lb. rider. Your mileage may differ depending on speed, distance, weather and weight. Not available in Maryland.

• CR models designed for operator use only. CRs are designed for motocross use only and are sold "AS IS" without warranty.

• The maximum speed of the Honda Moped is 30 miles per hour. It may not be considered a moped in some states. Check applicable state laws as to the appropriate vehicle classification and operating requirements. Not available in Maryland.

XR models designed for off-road, operator use only. State laws affecting off-road motorcycles vary. XRs may not meet noise regulations in some states. Installation of high-performance parts may increase XR's decibel rating above legal levels in some states. Check local laws before installation.

1 Designed for operator use only.

2 Designed for off-road, operator use only.

HONDA
FOLLOW THE LEADER

ALWAYS WEAR A HELMET AND EYE PROTECTION.

Specifications and availability subject to change without notice.

© 1981 American Honda Motor Co., Inc.

XL500S



A strong, dual-purpose motorcycle powered by a 498 cc OHC engine mounted in a tough, light frame.

XL250S



A versatile, dual-purpose bike powered by a 249 cc four-stroke that's powerful, economical and easy-to-maintain.

XL185S'



A sturdy, light, economical dual-purpose motorcycle powered by a rugged 180 cc engine that delivers great gas mileage.

XL100S'



A scaled down dual-purpose bike with an economical 99 cc OHC engine and five-speed transmission.

CT110'



A lightweight, rugged street legal trailbike with dual range gearbox, step through frame and automatic clutch.

XL125S'



Big bike features on a smaller, economical dual-purpose bike with a 124 cc four-stroke engine and six-speed transmission.

XL80S'



Its small size and predictable powerband make this dual-purpose bike ideal for young beginners.

CT70'



A small, inexpensive street legal trailbike with a 72 cc OHC four-stroke and automatic clutch.

Z50R²



Low seat height, light weight and a forgiving 49 cc four-stroke engine make this an ideal first bike for youngsters.

XR500R[#]



A powerful, new competition-oriented enduro bike with a 498 cc four-stroke engine, reed-valve assisted induction, Pro-Link™ rear suspension and a double leading shoe front brake.

XR200R[#]



A nimble, very competitive enduro bike with a torquey 195 cc four-stroke engine, six-speed gearbox and Pro-Link™ suspension.

HONDA
HONDA
HONDA
HONDA
HONDA

XR250R[#]



A competition-oriented enduro bike powered by a 249 cc four-stroke engine and equipped with Pro-Link™ rear suspension. Six-speed gearbox.

XR200[#]



Lightweight, easy-to-ride and fun. This dirtbike is powered by a dependable 195 cc OHC four-stroke engine with six-speed gearbox.

ENDURO

MOTOCROSS

XR100



This light weight dirtbike is easy-to-handle and powered by a forgiving 99 cc OHC four-stroke. Low seat height.

XR80



Economical, tough and small, this little dirtbike is great for young riders. Five-speed gearbox. Knobby tires.

CR450R ELSINORE™ +



Works type motocrosser with Pro-Link™ rear suspension and powered by an awesome 431 cc reed-valve two-stroke engine.

CR125R ELSINORE™ +



Pro-Link™ rear suspension and a water-cooled 122 cc reed-valve two-stroke engine make this an all out motocrosser.

CR250R ELSINORE™ +



A works type motocrosser with water-cooled 246 cc two-stroke engine and Pro-Link™ rear suspension.

CR80R ELSINORE™ +



A competition ready 80 cc reed-valve two-stroke motocrosser for the smaller dirt racer.

ATC[®] 250R²



Three-wheeled sports spectacular. Full suspension and a 248 cc reed-valve two-stroke engine.

ATC[®] 185S²



A mid-sized three-wheeler powered by a mighty 180 cc four-stroke engine mounted in a small light frame.

ATC[®] 70²



Powered by a quiet, efficient 72 cc OHC engine, this nimble three-wheeler's top speed can be easily governed. For the younger set.

ATC[®] 200²



A three-wheeled workhorse with a large frame, a torquey 192 cc OHC four-stroke engine and a five-speed transmission with an automatic clutch.

ATC[®] 110²



A work or play three-wheeler with a dual-range four-speed gearbox, automatic clutch, large fuel tank and torquey 105 cc four-stroke engine with CDI.

ODYSSEY[™] 2



Soft riding flotation tires, two-ply carcass type in the rear, fullcage roll bar and a torquey 248 cc two-stroke engine make this machine a funmobile.